



BLACK & RED POWDER COATED FRAME



Powered by a reliable 550 Series Briggs & Stratton vertical direct drive gas engine.



Reliable Comet VRX axial pump with thermal protector to prevent pump from overheating.



Comes with a 25" steel braided hose.



#	Model#	Engine	Pump	PSI	GPM	Weight
1	BEVB-2404BWCOMX MODEL SHOWN	550 Series Briggs & Stratton (4.75)	Comet VRX2022G	2,350 PSI	2.0	72 lbs

Additional Features		
• 4,700 Cleaning Units	• Composite Tires	• Chemical Injector
• Powder Coated Frame	• Anti-Vibration Rubber Foot	• Thermal Valve

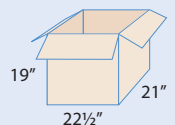
Accessories



The accessory kit includes a 2950 PSI front entry spray gun, a 36" insulated split lance, 25' Steel braided hose and an adjustable variable nozzle.



Comet VRX2022G
85.149.048B







BLACK POWDER COATED STEEL FRAME



Powered by a reliable Honda GC160 or GC190 gas engine.

Powered by **HONDA** ENGINES

Commercial grade axial pump with oil sight glass, and oil drain plug.



EZ Grip Garden Hose Fittings.



Durable powder coated steel frame with anti-vibration rubber foot and frame cut-outs to easily change engine oil.



New Optional Hose Reel Kit 85.402.001K.

Use mounting bracket 85.402.011 to fit to frame. *See Page 137 for details.



#	Model#	Engine	Pump	PSI	GPM	Weight
2	PE-2005HWCMB	MODEL SHOWN Honda GC160 (5.0)	Comet BXD2525G	2,500	2.5	80 lbs
3	PE-2760HWCMB	Honda GC190 (6.0)	Comet BXD2528G	2,800	2.5	80 lbs

Additional Features

- 6,250 - 7,000 Cleaning Units
- Low Pressure Chemical Injector
- 25' steel wire braided hose
- Quick Connect nozzles in 0°, 15°, 40°, and soap nozzle
- 2,950 PSI front entry spray gun
- 36" Insulated Lance
- 10" tubed pneumatic tires

Comet BXD2525G
85.149.080B



Comet BXD2528
85.149.081B



19"

22 1/2"

21"



BLACK POWDER COATED STEEL FRAME

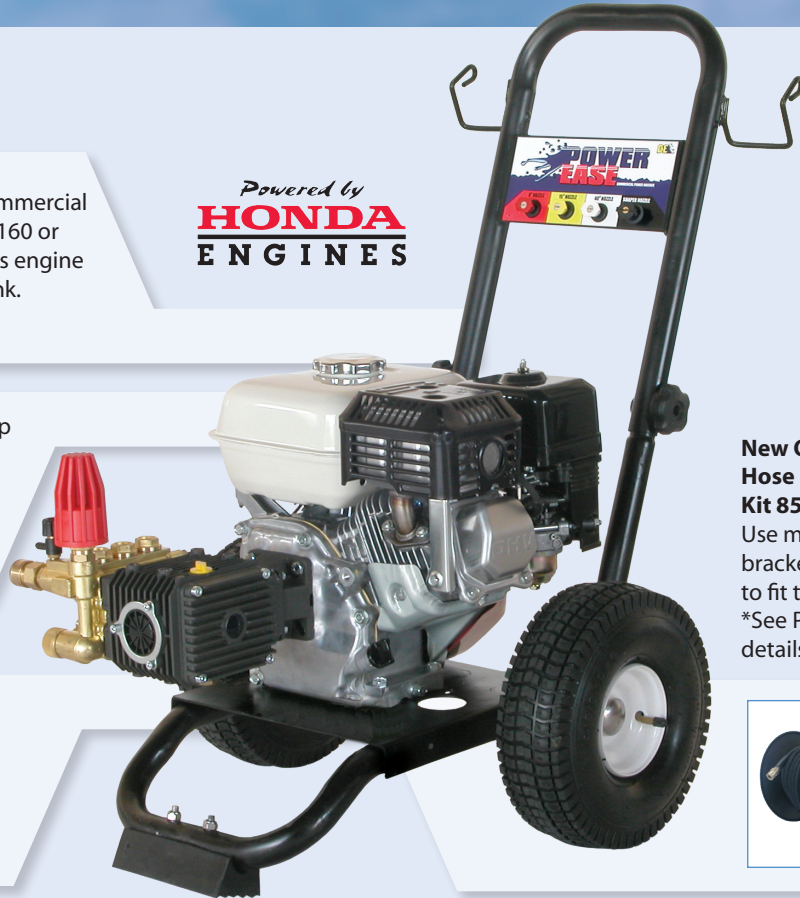


Powered by a commercial grade Honda GX160 or Honda GX200 gas engine with steel gas tank.

Powered by **HONDA** ENGINES



Industrial triplex pump with oil sight glass, oil drain plug, chemical injector and built-in unloader.**



New Optional Hose Reel Kit 85.402.001K.
Use mounting bracket 85.402.011 to fit to frame.
*See Page 137 for details.



Durable powder coated steel frame with anti-vibration rubber foot and frame cut-outs to easily change engine oil.



#	Model#	Engine	Pump	PSI	GPM	Weight
4	PE-2055HWCOMX*	Honda GX160 (5.5)	Comet AXD2325G	2,500	2.3	95 lbs
5	PE-2055HWCAT	Honda GX160 (5.5)	Cat 2DX27GS	2,000	2.7	95 lbs
6	PE-2055HWCOM	Honda GX160 (5.5)	Comet LWD-K3020G	2,000	3.0	95 lbs
7	PE-2055HWGEN	Honda GX160 (5.5)	General TP-2530	2,000	3.0	95 lbs
8	PE-2765HWCOMX*	Honda GX200 (6.5)	Comet AXD2527	2,700	2.5	95 lbs
9	PE-2565HWCAT	Honda GX200 (6.5)	Cat 3DX29GS1	2,500	3.0	95 lbs
10	PE-2565HWCOM MODEL SHOWN	Honda GX200 (6.5)	Comet LWD-K3025GS	2,500	3.0	95 lbs
11	PE-2565HWGEN	Honda GX200 (6.5)	General TP-2530	2,500	3.0	95 lbs

* Models PE-2055HWCOMX & PE-2765HWCOMX are equipped with a commercial axial pump.

Additional Features

- 5,400 - 7,500 Cleaning Units
- Thermal Relief Valve Protects the Pump from Overheating**
- Industrial 5,000 PSI spray gun
- 36" Insulated Lance
- 25' steel wire braided hose
- Quick Connect nozzles in 0°, 15°, 40°, and soap nozzle
- Low Pressure Chemical Injector
- 10" tubed pneumatic tires

** Feature available only on PE-2055HWCAT, PE-2055HWCOM, PE-2055HWGEN, PE-2565HWCAT, PE-2565HWCOM, & PE-2565HWGEN


Comet AXD2325G
85.149.049B

Comet AXD2527G
85.149.026B



Comet LWD-K3020G
85.149.009B

Comet LWD-K3025G
85.149.015B

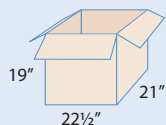


Cat 2DX27GS
85.119.018B

Cat 3DX29GS
85.119.028B



General TP-2530
85.139.020B






BLACK POWDER COATED STEEL FRAME



Powered by a commercial grade Honda GX270 engine with steel gas tank and oil alert engine.

Powered by **HONDA** ENGINES



Clear bowl water filter for easy inspection.

Industrial triplex pump with oil sight glass, oil drain plug, and adjustable unloader.

New Optional Hose Reel Kit 85.402.001K. Use mounting bracket 85.402.013 to fit to frame. *See Page 137 for details.



Comet ZWDK 3030 (built-in unloader cartridge) Part # 1215040300

PE-3009HWCOMK COMES WITH A BUILT-IN UNLOADER!

The benefits of a built in unloader:

A built in unloader has built in plumbing and an easily replaceable unloader cartridge.

Redesigned powder coated steel frame has 3 lbs more bulk. Comes with anti-vibration rubber foot and frame cut-outs to easily change engine oil.



#	Model#	Engine	Pump	Unloader	PSI	GPM	Weight
12	PE-3009HWCOMK <small>MODEL SHOWN</small>	Honda GX270 (9.0, Oil Alert)	Comet ZWDK 3030	Built In	3,000	3.0	165 lbs
13	PE-3009HWCOMZ	Honda GX270 (9.0, Oil Alert)	Comet ZWD3030G	Separate Mount	3,000	3.0	165 lbs

Additional Features

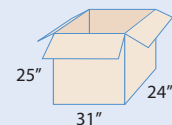
- 9,000 Cleaning Units
- Thermal Relief Valve Protects the Pump from Overheating
- Safety Relief Valve*
- 13" tubed pneumatic tires
- Quick Connect nozzles in 0°, 15°, 40°, and soap nozzle
- 50' steel wire braided hose
- Low Pressure Chemical Injector
- Industrial 5,000 PSI spray gun
- 36" Insulated Lance

* Safety Relief Valves are available on PE-3009HWCOMZ only.

Comet ZWD3030G 85.149.011B



Comet ZWDK 3030 85.149.078B (Built-in)





BLACK POWDER COATED STEEL FRAME

PRIOR TO PURCHASE, REVIEW THE ECONOMICALLY PRICED GX390 (13.0) MODELS LISTED ON PAGE 13.




Powered by a commercial grade Honda GX340 engine with steel gas tank and oil alert engine.



Powered by **HONDA ENGINES**



New Optional Hose Reel Kit 85.402.001K. Use mounting bracket 85.402.013 to fit to frame. *See Page 137 for details.



Clear bowl water filter for easy inspection.



Industrial triplex pump with oil sight glass, oil drain plug, and adjustable unloader.



Comet ZWDK 4036 (built-in unloader cartridge) Call for Part # 1215040400

PE-3011HWCOMK COMES WITH A BUILT-IN UNLOADER!

The benefits of a built in unloader:

A built in unloader has built in plumbing and an easily replaceable unloader cartridge.



Redesigned powder coated steel frame has 3 lbs more bulk. Comes with anti-vibration rubber foot and frame cut-outs to easily change engine oil.

#	Model#	Engine	Pump	Unloader	PSI	GPM	Weight
14	PE-3011HWCOMK**	MODEL SHOWN Honda GX340 (11.0, Oil Alert)	Comet ZWDK 4036	Built In	3,000	4.0	165 lbs
15	PE-3011HWGENTX**	Honda GX340 (11.0, Oil Alert)	General TX1510	Built In	3,000	4.0	165 lbs
16	PE-3011HWCAT**	Honda GX340 (11.0, Oil Alert)	Cat 66DX40	Separate Mount	3,000	4.0	165 lbs
17	PE-3011HWCOMZ**	Honda GX340 (11.0, Oil Alert)	Comet ZWD4030G	Separate Mount	3,000	4.0	165 lbs
18	PE-3011HWGEN**	Honda GX340 (11.0, Oil Alert)	General TX1510G8	Separate Mount	3,000	4.0	165 lbs


****Allow 7 days for delivery. GX340 (11.0) Models are custom built only.**

Additional Features

- 12,000 Cleaning Units
- Thermal Relief Valve Protects the Pump from Overheating
- 50' steel wire braided hose
- 13" tubed pneumatic tires
- Quick Connect nozzles in 0°, 15°, 40°, and soap nozzle
- Low Pressure Chemical Injector
- Industrial 5,000 PSI spray gun
- 36" Insulated Lance

Comet ZWDK4036G
85.149.075B (Built In)

Comet ZWD4030G
85.149.012B

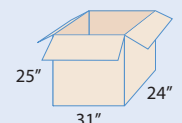



Cat 66DX40
85.119.014B



General TX1510G8
85.139.045B (Built In)

General TX1510G8
85.139.002B



NEW 3600 PSI MODEL COMING SOON!

- **BLACK POWDER COATED STEEL FRAME**
- **HONDA GX390 ENGINE**
- **COMET ZWDK-4036 PUMP**
- **10" PNEUMATIC TIRES**

Powered by a commercial grade Honda GX390 engine with steel gas tank and oil alert engine.



Powered by
HONDA
ENGINES



Industrial triplex pump with oil sight glass, oil drain plug, and adjustable unloader.




Comet ZWDK 4036 (built-in unloader cartridge)
Call for Part # 1215040400



The benefits of a built in unloader:

A built in unloader has built in plumbing and an easily replaceable unloader cartridge.



Powder coated steel frame. Comes with anti-vibration rubber foot and frame cut-outs to easily change engine oil.



New Optional Hose Reel Kit 85.402.001K.

Use mounting bracket 85.402.013 to fit to frame.
*See Page 137 for details.

#	Model#	Engine	Pump	Unloader	PSI	GPM	Weight
19	X-4013HWPCOMK	Honda GX390 Pull Start (13.0, Oil Alert)	Comet ZWDK 4036	Built In	3,600	4.0	

Additional Features

- 14,400 Cleaning Units
- Industrial 5,000 PSI spray gun
- Thermal Relief Valve Protects the Pump from Overheating
- 10" tubed pneumatic tires
- 50' steel wire braided hose
- Quick Connect nozzles in 0°, 15°, 40°, and soap nozzle
- Low Pressure Chemical Injector
- 36" Insulated Lance